



Sede Legale ed Amministrativa / Headquarters
CEFLA s.c.
Via Selice Provinciale, 23/a
40026 Imola (BO) - Italy
t. +39 0542 653111
f. +39 0542 653344
sternweber@sternweber.com
sternweber.com

Stabilimento / Plant
Via Bicocca, 14/C
40026 Imola (BO) - Italy
t. +39 0542 653441
f. +39 0542 653601

04/2019 S200GB191500

Due to our policy of constant technological upgrading, technical specifications may be subject to change without prior notice. According to the standards in force, in extra-EU areas the availability and specifications of some products and/or characteristics may vary. Please contact your local distributor for further information.

FROM BASICS
TO BEST

STERNWEBER.COM



S200





**YOUR
TALENT
INSPIRES
US**

ALL-ROUND COMFORT

With all the intrinsic qualities of the Stern Weber brand, the S200 model, which includes a version for orthodontists, has been designed to maximise patient comfort. The ergonomic concept provides the dental team with ample space, ensuring treatment is performed efficiently and fluidly.

YOUR PROFESSIONAL DEVELOPMENT PARTNER

The S200 goes well beyond the usual standards and provides the very latest Stern Weber-developed innovations: it can incorporate a full range of optional easy-to-use functions and specialist instruments to take professional development to the next level.

CHOICES THAT MAKE THE DIFFERENCE

Thanks to the broad selection of hygiene systems, instruments and optional multimedia applications, dentists can customise the S200 to suit their individual needs and enjoy the full potential of numerous cutting-edge devices.







**Orthodontic essentials,
uncompromising
Stern Weber quality**

Tailor-made for orthodontists who want a hindrance-free work area, this model focuses on the essential: dentist's module complete with instrument control panel and display on the assistant's side, a large tray holder on a pantograph arm and the option of incorporating a 22" LED monitor to share the various stages of patient treatment.



Orthodontics module

Control panel with alphanumeric display to manage/control instruments. In addition to suction, the module can incorporate up to two dynamic instruments (turbine and micromotor) and the syringe. Alternatively, the dentist can opt for the ultrasound scaler, curing light or HD video camera (where dental unit is multimedia system-ready).



Large tray holder

Mounted on the pantograph arm, the optional, positionable tray holder reaches the operating zone easily and provides a spacious surface for the orthodontist's instruments.

 **ALWAYS CONNECTED**

To keep up with the latest technologies, Stern Weber has provided web connectivity for its product range.

This recent innovation gives access to optional digital services - which will improve efficiency at dental surgeries.

When connected to the web through Easy Check, a dental unit can rely on real time remote troubleshooting and technical support service.

In addition, Di.V.A.*, the digital virtual assistant, optimises the workflow of technologically advanced dental surgeries and, via a dashboard, helps dentists monitor their use of the available instruments, analysing surgery efficiency. In larger facilities, it is an excellent tool for managing workloads and for planning maintenance.

*Digital Virtual Assistant




Opting for maximum comfort demonstrates attentiveness to patient well-being

Making patients the focus of attention is a priority for both dentists and Stern Weber, which provides a broad range of comfort-enhancing options. Lined with hard-wearing upholstery in a wide choice of colours, the patient chair is deliberately shaped to ease the approach to the work area. Made of tough materials and featuring thoroughly tested mechanics, the patient chair offers excellent support

and has a lift capacity of 190 kg. Shaped to let dental staff move closer to the patient during treatment, the backrest is suitable for adults, children and any treatment type.



Memory Foam
Exceptional comfort and proper anatomical support thanks to special upholstery options.



Universal headrest
Supplied as standard, the headrest rotates on two axes and can be positioned for adults and children alike.



Attaxis headrest
The headrest that follows the patient's anatomy. Ultra-simple fingertip release of the pneumatic lock allows orbital movement to achieve perfect positioning, vertical adjustment included.



Nordic backrest
This option ensures lasting comfort during protracted treatment sessions and is shaped to aid dentists who work in 'indirect vision' mode.




Working comfort is a must for dentists seeking to optimise their time in the surgery

In ergonomic terms, the S200 Continental offers maximum flexibility, ensuring easy adaptation to a variety of operating styles. The dentist's module is compact and light. Extensible instrument tubing eliminates wrist fatigue and balanced instrument levers eliminate interference with the operating light. Equipped with a touch screen with X-ray viewer, the module provides dentists with the usual conservative dentistry functions and lets them read essential data and work parameters on the alphanumeric display.



LCD control panel

The LCD touch screen, with optional endodontic functions, also lets dentists view electronic apex locator status.



Pneumatic release

The dentist can release the optional pneumatic brake to adjust module height by pressing the button on the dentist's module handle. The S200 features a mechanical brake as standard.



Compact tray

The stainless steel tray is conveniently housed under the module. Positionable, takes up space only when needed.



Rationalised operating space and excellent module mobility

In addition to the smooth handling that lets the dentist's module reach all the usual around-patient operating positions, its design makes for a more orderly work area. To enhance convenience even further, dentists can add optional elements such as the sixth instrument and X-ray viewer. When placed in their holders, instruments are supported securely and arranged diagonally to optimise ergonomics. The syringe is positioned vertically at the start of the handpiece holder, ensuring a good grip.

A control panel with a large, easy-to-read display is positioned above the instruments. Dentists can control patient chair movements, hygiene systems and other integrated devices. For example, the optional LCD touch screen provides the dentist with a full complement of endodontic functions, including control of the apex locator with data display during canal treatment.



Removable handle
A broad handle running the full width of the module makes module movement even easier. The handle can be removed for cleaning purposes.



Sixth instrument
The international dentist's module can be completed with an optional sixth instrument: camera or T-LED light.



Tray holder
Large transthoracic tray holder mounted on the International module.



X-ray viewer
The optional backlit X-ray viewer can be used to display all X-ray images, including panoramic ones.



With its compact, essential design, the unit body can be personalised with top-of-the-range elements

Thanks to sturdy yet simple design, the S200 unit body can be customised to give the dental unit added value. Dentists can opt for a powered cuspidor bowl with optical sensor, select from two different assistant's module arm variants and choose a 5-holder module. A side hatch gives easy access to the unit body interior to perform routine daily maintenance.



Cuspidor bowl

An optional powered version of the large, user-friendly cuspidor bowl can be provided to streamline and speed up rinsing procedures. Incorporated in the cup and bowl fill unit, the optional optical sensor automates cup filling.



Assistant's module

The supplied module has three holders for cannulae and syringe. The keypad - with hygienic glass cover - has controls that move the patient chair, switch on the operating light and operate the water-to-cup and cuspidor bowl rinse functions.



Optional module

The assistant's module can be supplied - also as a 5-holder version - on all available arms, both standard and optional. The optional model involves the addition of two holders for video camera and T-LED light. Moreover, it's possible to integrate a small stainless steel tray holder module.



Articulated arm

Mounted on a double articulated arm, the module is height-adjustable and, thanks to the double arm, reaches all required positions, even for dentists who operate without an assistant at the patient chair (optional).



Double arm

Rotates and can be positioned comfortably to suit the treatment in progress. Also easy to use for dentists who operate without an assistant at the patient chair (optional).



Simple arm

With no articulation and less bulk, the simple arm can be equipped with any of the available assistant's modules.



Technologically advanced instruments mean greater potential

Stern Weber instruments, designed together with the electronics that control them, guarantee excellent performance and offer dentists a genuine opportunity to personalize their dental units. Integration and consequent control via the control panel ensure dentists perform to the best of their ability. Beyond the quality of the instruments themselves, the system is characterised by advantageous personalised settings, user-friendly control and clear data display on a large screen.



SC Scalars

Ultrasound scalars, compatible with the best commercially available tips, for supragingival prophylaxis and periodontal tasks. Also suitable for the preparation of small cavities and usable in endodontic root canal cleaning techniques. Available with or without LED lighting.



T-LED

Patented instrument with 180° ergonomic rotation. Features 6 polymerisation and bonding programmes with immediate or gradual start. Does not cause composite shrinkage.



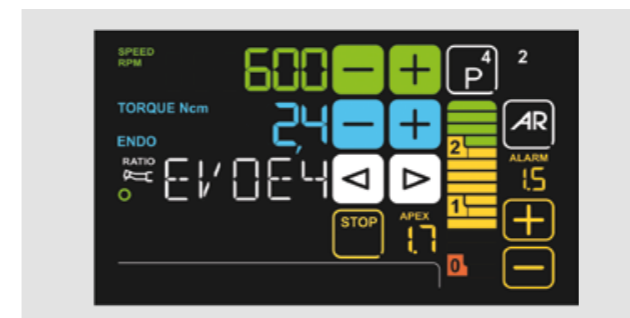
Turbines and contra angles

Six silent yet powerful models of highly advanced turbine, plus a broad range of ergonomic contra angles that meet all clinical needs, from conservative dentistry to implant surgery and endodontics.



Optional instruments, software and applications for canal treatment

Alongside the optional LCD touch screen control panel, the S200 incorporates all those elements needed to perform endodontic treatment. The apex locator is managed by the control software in ENDO mode. During endodontic treatment, essential data is displayed in a user-friendly manner.



Apex locator

With the dedicated contra angle, the apex locator allows the apex distance to be displayed during the root canal instrumentation phase. The nearing of the apex is also indicated by warning buzzers. To enhance safety, micromotor rotation is automatically disabled when it is reached.



i-XS4 micromotor

Available as an optional, the latest-generation i-XS4 micromotor is light and versatile. Highly suitable for conservative and prosthetic dentistry, it's also a valuable aid during endodontic work and is fully autoclavable. Speed range from 100 to 40,000 rpm.



EVO E4 contra angle

Featuring a 4:1 ratio specific for endodontics, the EVO E4 contra angle can be autoclaved and heat-disinfected. The miniaturised head makes access to the treatment zone easier. Recommended for endodontic treatment in reciprocating mode and with use of the integrated apex locator.



From operating light to foot control, dentists are free to choose the configuration that best suits their individual needs

Supplied as standard, the Venus Plus operating light rotates on three axes and puts out a light intensity ranging from 8,000 to 35,000 Lux. The potentiometer-adjusted light features a soft-start function and has a colour temperature of 4900K. Two LED operating lights are available as optionals. The Venus Plus – L LED, with light intensity from 3,000 to 50,000 Lux and a colour temperature of 5000K, incorporates a no-touch sensor for adjustment via potentiometer. The high-end Venus LED MCT option has a Colour Rendering Index (CRI) of over 95, a factor that allows ultra-high colour fidelity. It's also possible to use 3 colour temperatures so users can select the right lighting for

their specific clinical disciplines: 4300K warm light for surgical treatment; 5000K neutral light for conservative work; 5500 K cool light for realistic colour capture. Light intensity is adjustable up to 50,000 Lux. A broad spotlight and excellent depth of field (from 55 to 85 cm) limit the number of times the dentist has to reposition the lamp during treatment. What's more, "composite" mode can be activated quickly to prevent premature composite polymerisation.



Multi-function foot control
Cutting-edge device with ergonomic lateral-slide control that lets dentists activate Chip Air and Chip Water functions on the instrument in use, invert micromotor rotation (when extracted), control patient chair movement and recall saved positions. Also available as a wireless version.



Pressure-operated foot control
Offering the same performance as the multi-function foot control, this unit offers different ergonomics for those who prefer a pressure-operated approach. Also available as a wireless version.



Power Pedal
This third foot control model offers different design and ergonomics. It provides the same functions as the more classic models.



The best of Stern Weber technology for HD images and precision diagnostics



C-U2 HD camera

The video camera aids dentist-patient communication and, thanks to slender handpiece design, can reach distal zones with ease. Excellent depth of field avoids any need for manual focusing. Speeds up diagnostics and generates material with which to document treatment and complete clinical reports.



Macro Cap

An extremely useful accessory, Macro Cap can magnify up to 100x in ultra-high resolution. Three additional, high purity glass lenses optimise lighting of details located close to the optical unit.



22" LED monitor

EEC 93/42 certified, the HD 16: 9 tilt-adjustable 1920 x 1080 pixel flat screen medical monitor can be lead-connected to a PC. A multitouch version where the screen can be positioned as desired is also available.



RXDC - HyperSphere technology

Incorporated on the dental unit, the X-ray unit and handheld control unit require no additional installation points. Thanks to a combination of 30 cm collimation and a 0.4 mm focal spot, parallelism is excellent and images are pin sharp. Locked and unlocked by touch-sensitive pads, the tube head rotates freely around the spherical joint.



Zen-X X-ray sensor

Extractable sensor with USB lead located on the dentist's module, can capture high-resolution images with minimal radiation dosage. Able to be sanitised, the sensor comes in two different sizes and is IP67 certified against water and dust infiltration.





BIOSTER The BIOSTER system carries out automatic intensive spray water circuit disinfection cycles. Settings can be personalised and every stage of the cycle is managed automatically by dental unit software. Tests performed by the **Sapienza University of Rome** and the Department of Public Health and Paediatrics of the **University of Turin** have shown that combining execution of a daily **BIOSTER** intensive disinfection cycle with use of the **W.H.E.** system results in the complete absence of bacterial load in the cooling liquids delivered by the instruments.

Certified devices and dental unit elements designed for effective protection

Free to configure the dental unit with a broad selection of active devices as desired, dentists can also count on a design concept with an array of features that safeguard patient and surgery staff alike.



Automatic Chip Air

This system, featured as standard, automatically emits an air jet when you stop using dynamic instruments so as to clean any residual liquids or solids from the handpiece.



Handpiece support

The instrument holder panel is removable and the soft, silicon instrument mat is both removable and autoclavable.



Cuspidor bowl

The glass bowl rotates and can be removed to allow thorough sanitisation.



A.C.V.S.

Automatic system that carries out suction system sanitisation cycles between one patient and another. Practical and fast.



I.W.F.C.

Activated via the control panel, the device ensures system tubing is kept clean after the machine has remained idle for a time. Included in the BIOSTER or available separately.



W.H.E.

Continuous **Peroxy Ag+** (H_2O_2) based disinfection system (compliant with EU standards and **DVGW** certified) and air gap separation device between mains water and dental unit circuits. Acts against all water-borne contaminants, including Legionella.



SANASPRAY

Tank with distilled water as an alternative to mains water.



Disposable covers

Dentist's and assistant's module feature disposable covers.

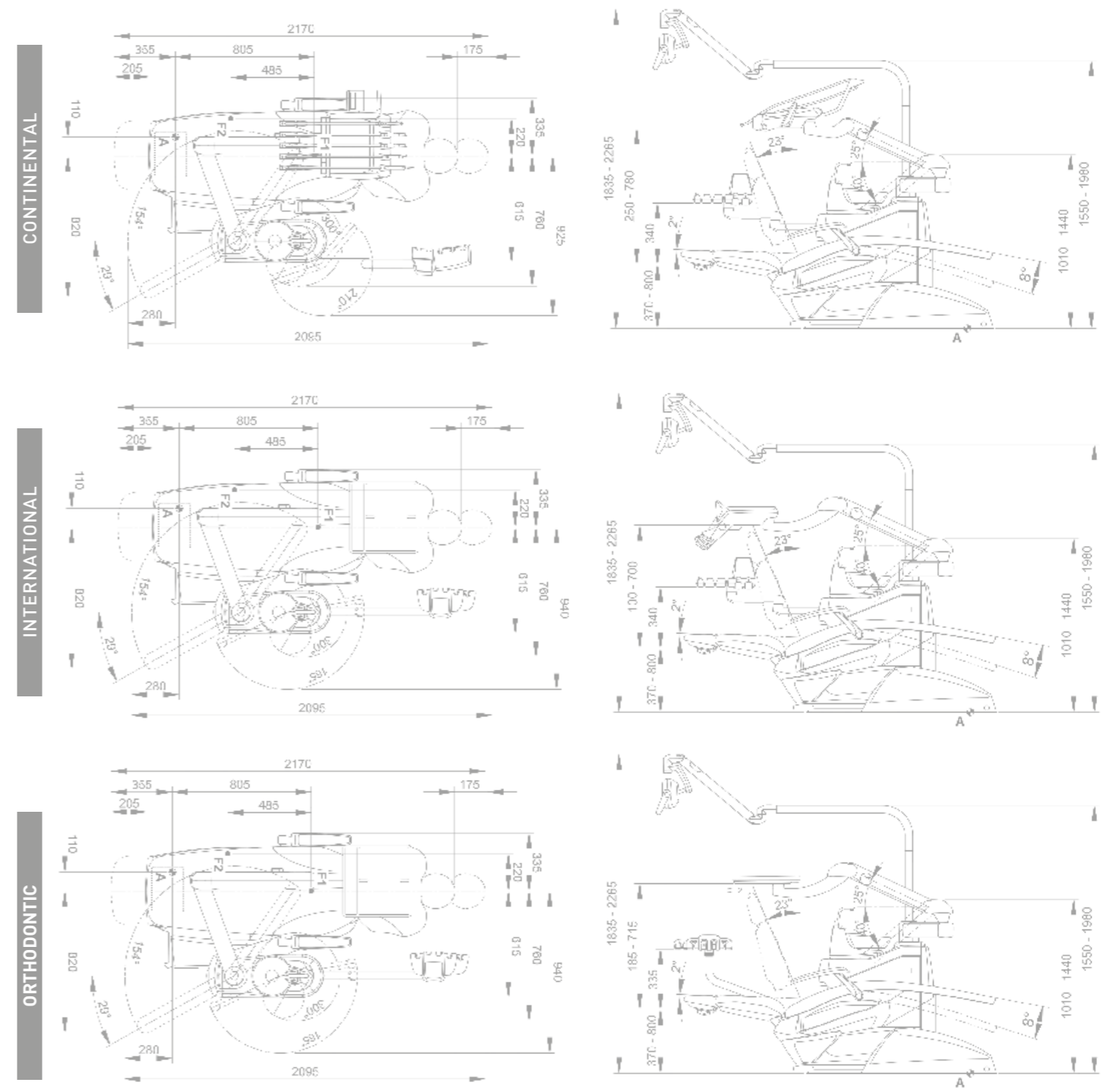


Removable Continental handle

New dentist's module handle can easily be removed for in-depth sanitisation.

S200	CONTINENTAL	INTERNATIONAL	ORTHO
HYGIENE SYSTEMS			
BIOSTER	*	*	-
CANNULAE FLUSH	*	*	*
SANASPRAY	*	*	*
W.H.E.	*	*	*
I.W.F.C.	*	*	*
DENTIST'S MODULE			
Digital Display	●	●	-
LCD touch screen	*	*	-
i-XR3 Micromotor (100 – 40,000 rpm 3.3 Ncm)	●	●	-
i-XS4 Micromotor with f.o. (100 – 40,000 rpm, 5.3 Ncm)	*	*	-
Scaler (with and without f.o.)	*	*	-
Midwest module with f.o.	●	●	-
3-way syringe	●	●	-
6-way syringe	*	*	*
Integrated Apex Locator	*	*	-
UNIT BODY			
Glass cuspidor bowl	●	●	●
Ceramic cuspidor bowl	*	*	*
Cuspidor bowl drive system	*	*	-
Cup fill sensor	*	*	*
Cup filler water heater	*	*	*
Spray heating	*	*	-
Independent cannulae selection	*	*	*
Suction stop device on chair base	●	●	●
Multimedia applications wiring	*	*	*
Assistant's tray holder	*	*	*
Assistant's module with 3 holders	●	●	-
Assistant's module with 5 holders	*	*	*
Ortho-type assistant's module with 4 holders	-	-	●
Ortho-type assistant's module with 5 holders	-	-	*
Venus LED operating light	●	●	●
Venus PLUS L LED operating light	*	*	*
Venus LED MCT lamp	*	*	*
PATIENT CHAIR			
Atlaxis headrest	*	*	*
Adjustable right armrest	*	*	*
Left armrest	●	●	●
Child's cushion	*	*	*
Multi-function foot control	●	●	●
Pressure-operated foot control	*	*	*
Power Pedal foot control	*	*	*
Wireless multi-function foot control	*	*	*
Wireless pressure-operated foot control	*	*	*

● as standard * optional - not available



The measurements shown in the drawings are in mm.

